


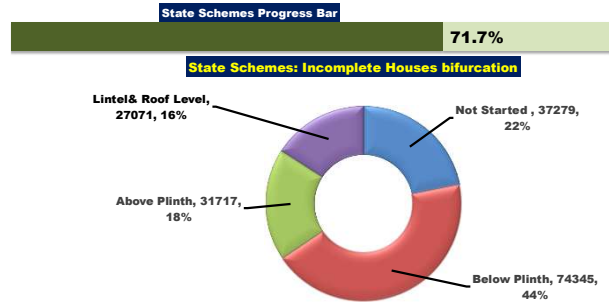
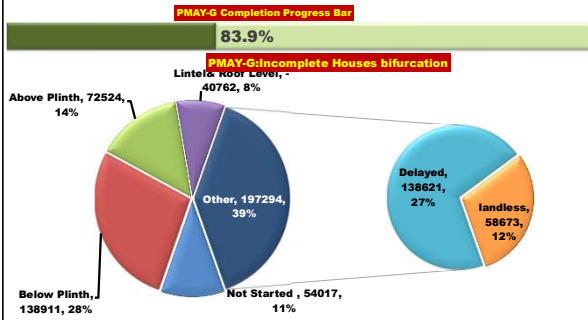


# ग्रामीण गृहनिर्माण

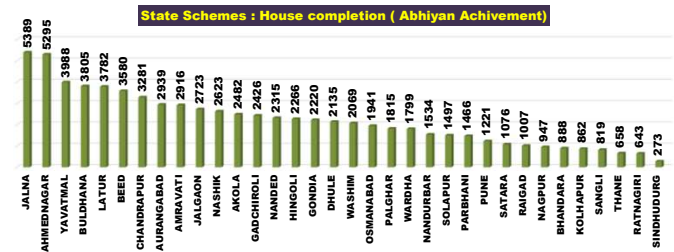
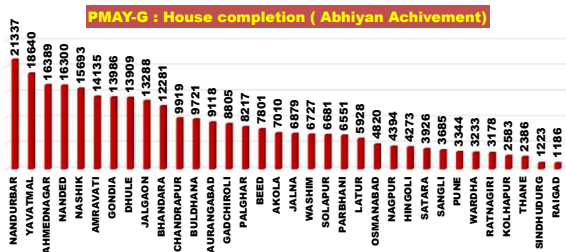
दैनिक प्रगती अहवाल : ०४.०८.२०२३

प्रधानमंत्री आवास योजना ग्रामीण – मंजूरी, पूर्ण घरकुले, हप्ते वितरण, भूमिहीन, आर्थिकदृष्ट्या अपुर्ण  
राज्य पुरस्कृत ग्रामीण आवास योजना – मंजूरी, पूर्ण घरकुले, हप्ते वितरण, आर्थिकदृष्ट्या अपुर्ण

योजना	एकूण मंजूरी	दैनिक मंजूरी	एकूण पूर्ण	दैनिक पूर्ण घरकुले	दैनिक पहिला हप्ता वितरीत	दैनिक दुसरा हप्ता वितरीत	दैनिक तिसरा हप्ता वितरीत
प्रधानमंत्री आवास योजना ग्रामीण	१३९५४२६	०	११७०७३६	६	४३२	८२४	१२१५
राज्य योजना	६०१४३७	४७१	४३१०२५	१२	१०९५	४१५	४२२
एकूण	१९९६८६३	४७१	१६०१७६१	१८	१५२७	१२३९	१६३७



पहिला हप्ता मिळाल्यानंतर ३ महिने उलटूनही अपुर्ण घरकुले  
पहिला हप्ता मिळाल्यानंतर ६ महिने उलटूनही अपुर्ण घरकुले  
पहिला हप्ता मिळाल्यानंतर ९ महिने उलटूनही अपुर्ण घरकुले  
पहिला हप्ता मिळाल्यानंतर १२ महिने उलटूनही अपुर्ण घरकुले  
पहिला हप्ता मिळाल्यानंतर १८ महिने उलटूनही अपुर्ण घरकुले  
पहिला हप्ता मिळाल्यानंतर १० दिवसानंतरही दुसरा हप्ता न मिळालेली घरकुले  
दुसरा हप्ता मिळाल्यानंतर १० दिवसानंतरही तिसरा हप्ता न मिळालेली घरकुले  
तिसरा हप्ता मिळाल्यानंतर १० दिवसानंतरही अपुर्ण घरांची संख्या

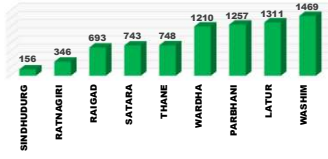


राज्य व्यवस्थापन कक्ष- ग्रामीण गृहनिर्माण

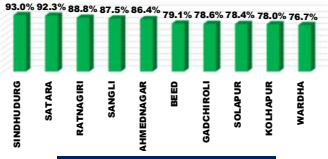
४ था मजला, दक्षिण कक्ष, सिडको भवन, सीबीडी बेलापूर, नवी मुंबई - ४०० ६१४.

# Top and Bottom Ten Districts

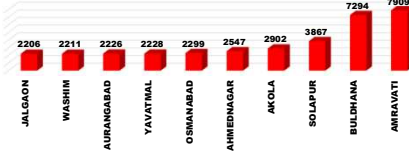
PMAY-G Delayed Houses TOP 10 Dist.



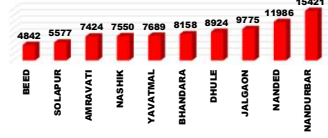
State Schemes Sanction TOP 10 Dist.



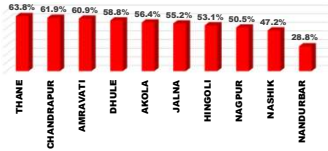
PMAY-G Remaining 1st Installments Bottom 10 Dist.




PMAY-G Delayed Houses Bottom 10 Dist.



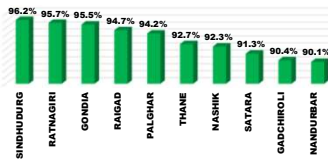
State Schemes Sanction Bottom 10 Dist.



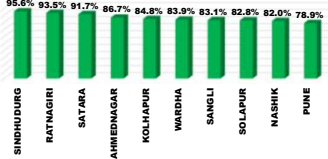
PMAY-G Remaining 2nd Installments Bottom 10 Dist.



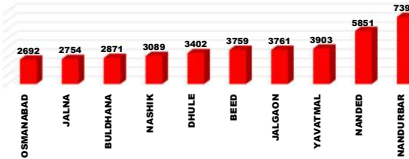
PMAY-G Completion TOP 10 Dist.



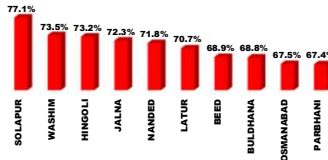
State Schemes Completion TOP 10 Dist.



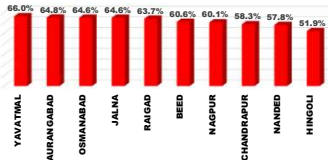
PMAY-G Remaining 3rd Installments Bottom 10 Dist.



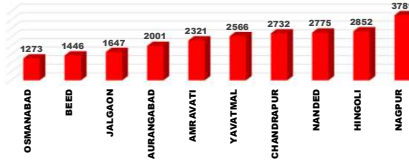
PMAY-G Completion Bottom 10 Dist.



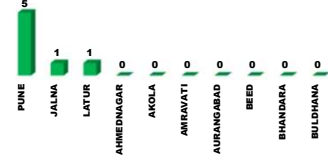
State Schemes Completion Bottom 10 Dist.



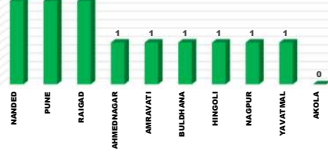
State Schemes Remaining 1st Installments Bottom 10 Dist.



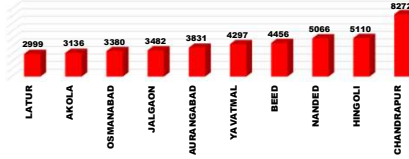
PMAY-G Daily Completion Top 10 Dist.



State Schemes Daily Completion Top 10 Dist.



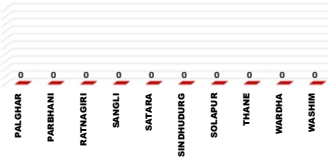
State Schemes Remaining 2nd Installments Bottom 10 Dist.



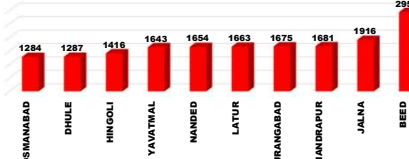
PMAY-G Daily Completion Bottom 10 Dist.



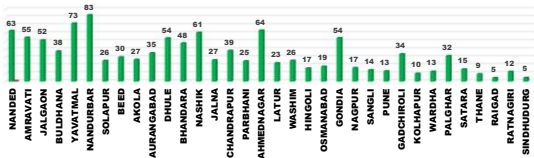
State Schemes Daily Completion Bottom 10 Dist.



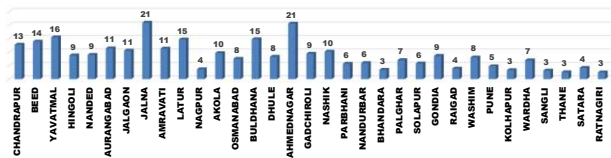
State Schemes Remaining 3rd Installments Bottom 10 Dist.



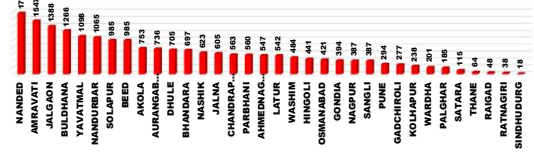
PMAY-G : Current Pace of Completion Per Day (Abhiyan)



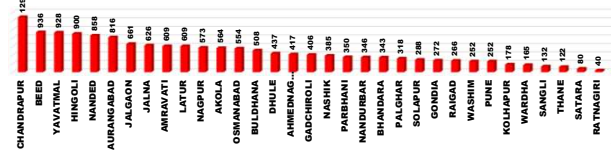
State Schemes : Current Pace of Completion Per Day (Abhiyan)



PMAY-G Required Pace of Completion Per Day



State Schemes Required Pace of Completion Per Day



प्रधानमंत्री आवास योजना ग्रामीण - मंजूरी (PWL+Awaas Plus)

Sr. No.	Division	Target (PWL+Awaas Plus)	03.08.2023	04.08.2023	Daily Achivement	Remaining
1	NASHIK DIV.	412020	411766	411739	0	281
2	AMRAVATI DIV.	270832	270072	270013	0	819
3	AURANGABAD DIV.	236317	235885	235885	0	432
4	NAGPUR DIV.	289044	288533	288458	0	586
5	KONKAN DIV.	69517	69475	69475	0	42
6	PUNE DIV.	120629	119909	119856	0	773
<b>Total</b>		<b>1398359</b>	<b>1395640</b>	<b>1395426</b>	<b>0</b>	<b>2933</b>

Sr. No.	District	Target (PWL+Awaas Plus)	03.08.2023	04.08.2023	Daily Achivement	Remaining
1	AMRAVATI	93194	92772	92772	0	422
2	AURANGABAD	36366	36350	36350	0	16
3	BEED	34987	34863	34863	0	124
4	DHULE	64664	64664	64664	0	0
5	HINGOLI	18083	18083	18083	0	0
6	JALGAON	78561	78474	78474	0	87
7	JALNA	24035	24035	24035	0	0
8	LATUR	20415	20368	20368	0	47
9	NANDED	69192	69077	69077	0	115
10	OSMANABAD	14313	14229	14229	0	84
11	PALGHAR	35188	35188	35188	0	0
12	PARBHANI	18926	18880	18880	0	46
13	RAIGAD	9821	9819	9819	0	2
14	RATNAGIRI	9804	9800	9800	0	4
15	SANGLI	21509	21410	21410	0	99
16	SATARA	14708	14566	14566	0	142
17	SINDHUDURG	5132	5096	5096	0	36
18	THANE	9572	9572	9572	0	0
19	BHANDARA	64125	63960	63959	-1	166
20	AHMEDNAGAR	60551	60487	60485	-2	66
21	PUNE	19230	19193	19191	-2	39
22	GADCHIROLI	31635	31620	31617	-3	18
23	AKOLA	48599	48396	48391	-5	208
24	WARDHA	18050	17990	17985	-5	65
25	NANDURBAR	118812	118791	118784	-7	28
26	YAVATMAL	64233	64136	64129	-7	104
27	NAGPUR	36720	36557	36549	-8	171
28	WASHIM	20100	20062	20052	-10	48
29	KOLHAPUR	17416	17277	17260	-17	156
30	NASHIK	89432	89350	89332	-18	100
31	CHANDRAPUR	42522	42475	42453	-22	69
32	SOLAPUR	47766	47463	47429	-34	337
33	GONDIA	95992	95931	95895	-36	97
34	BULDHANA	44706	44706	44669	-37	37
<b>Total</b>		<b>1398359</b>	<b>1395640</b>	<b>1395426</b>	<b>0</b>	<b>2933</b>

Remaining Sanction RANK

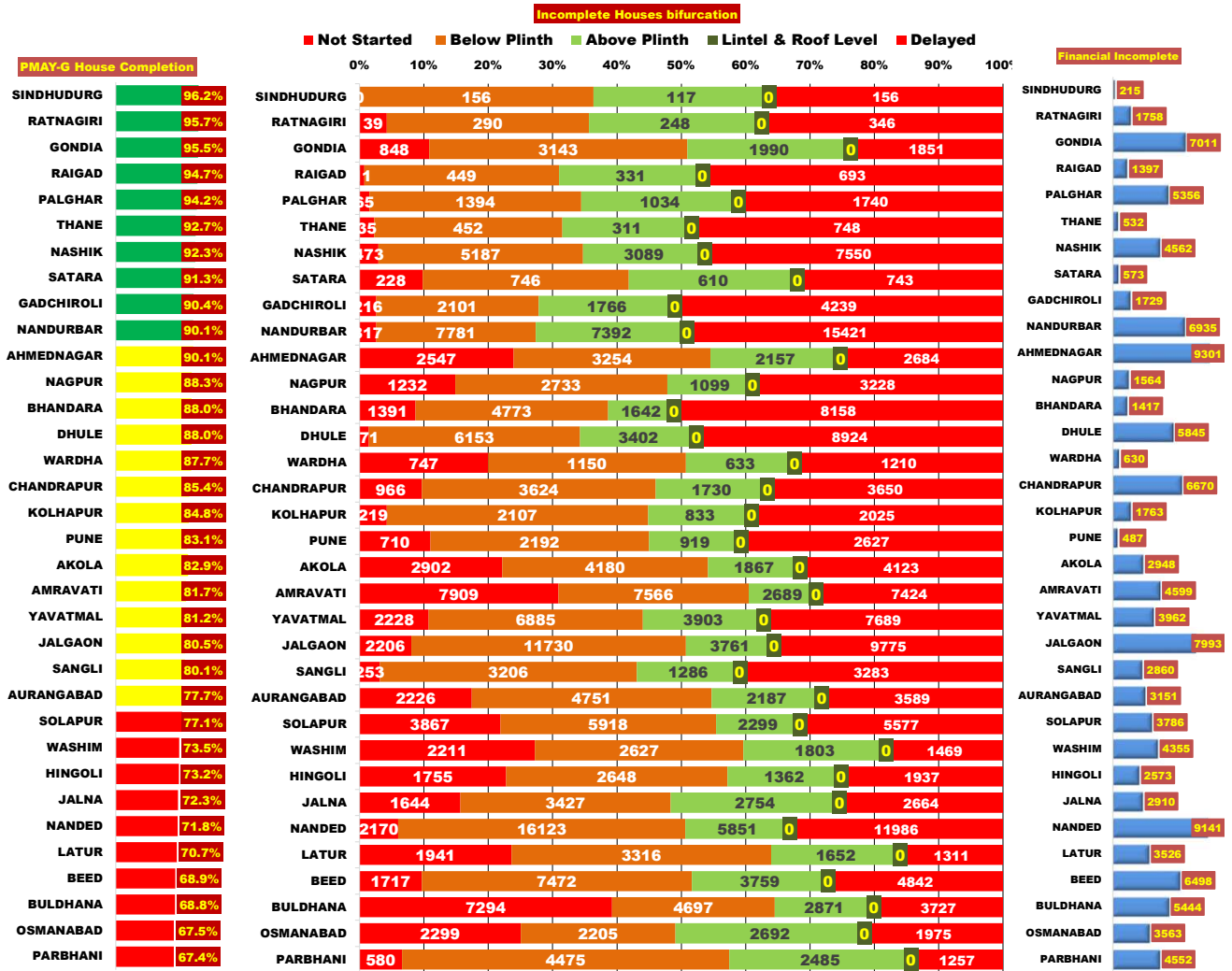
DHULE	0
HINGOLI	0
JALNA	0
PALGHAR	0
THANE	0
RAIGAD	2
RATNAGIRI	4
AURANGABAD	16
GADCHIROLI	18
NANDURBAR	28
SINDHUDURG	36
BULDHANA	37
PUNE	39
PARBHANI	46
LATUR	47
WASHIM	48
WARDHA	65
AHMEDNAGAR	66
CHANDRAPUR	69
OSMANABAD	84
JALGAON	87
GONDIA	97
SANGLI	99
NASHIK	100
YAVATMAL	104
NANDED	115
BEED	124
SATARA	142
KOLHAPUR	156
BHANDARA	166
NAGPUR	171
AKOLA	208
SOLAPUR	337
AMRAVATI	422

प्रधानमंत्री आवास योजना - ग्रामीण : भूमिहीन लाभार्थी अहवाल

Sr. No.	District	Google Sheet Report			AwaasSoft Report			
		Total Landless	Provided land	Remaining	Landless beneficiaries tagged in AwaasSoft	Landless beneficiaries provided land	Remaining Landless	Remaining Tag (provided land)
1	DHULE	18	18	0	18	18	0	0
2	GADCHIROLI	8	8	0	9	9	0	-1
3	GONDIA	2450	2450	0	2457	2329	128	121
4	KOLHAPUR	257	257	0	254	229	25	28
5	NANDURBAR	0	0	0	0	0	0	0
6	PALGHAR	11	11	0	11	11	0	0
7	RAIGAD	6	6	0	6	6	0	0
8	RATNAGIRI	23	23	0	23	23	0	0
9	SINDHUDURG	420	420	0	418	418	0	2
10	NANDED	354	322	32	382	263	119	59
11	THANE	112	80	32	118	60	58	20
12	BEED	212	125	87	364	66	298	59
13	SANGLI	339	213	126	355	142	213	71
14	SATARA	902	677	225	889	580	309	97
15	PARBHANI	307	63	244	307	54	253	9
16	NASHIK	1817	1474	343	1705	1162	543	312
17	PUNE	2069	1603	466	2068	867	1201	736
18	WARDHA	2367	1802	565	2464	1800	664	2
19	CHANDRAPUR	2475	1909	566	2509	1611	898	298
20	HINGOLI	1713	796	917	1713	466	1247	330
21	NAGPUR	4625	3676	949	4659	3549	1110	127
22	JALNA	1359	406	953	1374	85	1289	321
23	LATUR	2195	1127	1068	2258	801	1457	326
24	BHANDARA	5073	4002	1071	5074	4109	965	-107
25	JALGAON	22533	21330	1203	22588	20901	1687	429
26	AURANGABAD	3266	1700	1566	3250	1807	1443	-107
27	WASHIM	3312	1687	1625	3312	1551	1761	136
28	OSMANABAD	2258	531	1727	2376	56	2320	475
29	YAVATMAL	3665	1634	2031	3471	1410	2061	224
30	AHMEDNAGAR	7585	5233	2352	7796	5111	2685	122
31	AKOLA	7355	4836	2519	7238	4985	2253	-149
32	SOLAPUR	6593	3962	2631	6634	2366	4268	1596
33	BULDHANA	15352	9266	6086	15705	9146	6559	120
34	AMRAVATI	19887	11932	7955	19688	11796	7892	136
	<b>Total</b>	<b>120918</b>	<b>83579</b>	<b>37339</b>	<b>121493</b>	<b>77787</b>	<b>43706</b>	<b>6156</b>

## प्रधानमंत्री आवास योजना ग्रामीण - पूर्ण घरकूले

Sr. No.	Division	Sanction	03.08.2023	04.08.2023	Daily Achivement	Remaining	Avg. Completed Per Day From 20.11.22 to Today	To be Completed Per Day till 15.08.23
1	<b>PUNE DIV.</b>	<b>119856</b>	<b>97636</b>	<b>97641</b>	<b>5</b>	<b>22215</b>	<b>79</b>	<b>2020</b>
2	<b>AURANGABAD DIV.</b>	<b>235885</b>	<b>169229</b>	<b>169231</b>	<b>2</b>	<b>66654</b>	<b>240</b>	<b>6059</b>
3	<b>KONKAN DIV.</b>	<b>69475</b>	<b>65598</b>	<b>65598</b>	<b>0</b>	<b>3877</b>	<b>63</b>	<b>352</b>
4	<b>NASHIK DIV.</b>	<b>411739</b>	<b>364130</b>	<b>364130</b>	<b>0</b>	<b>47609</b>	<b>314</b>	<b>4328</b>
5	<b>AMRAVATI DIV.</b>	<b>270013</b>	<b>213390</b>	<b>213390</b>	<b>0</b>	<b>56623</b>	<b>219</b>	<b>5148</b>
6	<b>NAGPUR DIV.</b>	<b>288458</b>	<b>260747</b>	<b>260746</b>	<b>-1</b>	<b>27712</b>	<b>205</b>	<b>2519</b>
<b>Total</b>		<b>1395426</b>	<b>1170730</b>	<b>1170736</b>	<b>6</b>	<b>224690</b>	<b>1119</b>	<b>20426</b>



प्रधानमंत्री आवास योजना ग्रामीण - पूर्ण घरकूले

Sr. No.	District	Sanction	03.08.2023	04.08.2023	Daily Achivement	Remaining	Avg. Completed Per Day From 20.11.22 to Today	To be Completed in Per Day till 15.08.23
1	PUNE	19191	15949	15954	5	3237	13	294
2	JALNA	24035	17384	17385	1	6650	27	605
3	LATUR	20368	14401	14402	1	5966	23	542
4	AHMEDNAGAR	60485	54469	54469	0	6016	64	547
5	AKOLA	48391	40107	40107	0	8284	27	753
6	AMRAVATI	92772	75760	75760	0	17012	55	1547
7	AURANGABAD	36350	28250	28250	0	8100	35	736
8	BEED	34863	24029	24029	0	10834	30	985
9	BHANDARA	63959	56293	56293	0	7666	48	697
10	BULDHANA	44669	30742	30742	0	13927	38	1266
11	CHANDRAPUR	42453	36258	36258	0	6195	39	563
12	DHULE	64664	56904	56904	0	7760	54	705
13	GONDIA	95895	91564	91564	0	4331	54	394
14	HINGOLI	18083	13231	13231	0	4852	17	441
15	JALGAON	78474	63206	63206	0	15268	52	1388
16	KOLHAPUR	17260	14645	14645	0	2615	10	238
17	NAGPUR	36549	32287	32287	0	4262	17	387
18	NANDED	69077	49610	49610	0	19467	63	1770
19	NANDURBAR	118784	107067	107067	0	11717	83	1065
20	NASHIK	89332	82484	82484	0	6848	61	623
21	OSMANABAD	14229	9600	9600	0	4629	19	421
22	PALGHAR	35188	33148	33148	0	2040	32	185
23	PARBHANI	18880	12724	12724	0	6156	25	560
24	RAIGAD	9819	9296	9296	0	523	5	48
25	RATNAGIRI	9800	9382	9382	0	418	12	38
26	SANGLI	21410	17152	17152	0	4258	14	387
27	SATARA	14566	13301	13301	0	1265	15	115
28	SINDHUDURG	5096	4900	4900	0	196	5	18
29	SOLAPUR	47429	36589	36589	0	10840	26	985
30	THANE	9572	8872	8872	0	700	9	64
31	WARDHA	17985	15772	15772	0	2213	13	201
32	WASHIM	20052	14733	14733	0	5319	26	484
33	YAVATMAL	64129	52048	52048	0	12081	73	1098
34	GADCHIROLI	31617	28573	28572	-1	3045	34	277
<b>Total</b>		<b>1395426</b>	<b>1170730</b>	<b>1170736</b>	<b>6</b>	<b>224690</b>	<b>1119</b>	<b>20426</b>



राज्यपुरस्कृत आवास योजना ग्रामीण - मंजूरी

Sr. No.	Division	Target	03.08.2023	04.08.2023	Daily Achivement	Remaining
1	NAGPUR DIV.	161806	107426	107663	237	54143
2	NASHIK DIV.	207056	116905	117066	163	89990
3	KONKAN DIV.	45015	34034	34069	35	10946
4	AURANGABAD DIV.	267541	175902	175934	32	91607
5	AMRAVATI DIV.	156577	102924	102928	4	53649
6	PUNE DIV.	79218	63777	63777	0	15441
<b>Total</b>		<b>917213</b>	<b>600968</b>	<b>601437</b>	<b>471</b>	<b>315776</b>

Sr. No.	District	Target	03.08.2023	04.08.2023	Daily Achivement	Remaining
1	NAGPUR	31291	15658	15809	151	15482
2	NANDURBAR	51420	14666	14807	141	36613
3	CHANDRAPUR	55099	34011	34086	75	21013
4	RAIGAD	10569	8021	8054	33	2515
5	PARBHANI	27750	17934	17965	31	9785
6	NASHIK	49930	23554	23573	19	26357
7	BHANDARA	21794	16423	16429	6	5365
8	GADCHIROLI	20609	16197	16202	5	4407
9	AMRAVATI	36242	22069	22073	4	14169
10	AHMEDNAGAR	39938	34500	34503	3	5435
11	THANE	8574	5466	5468	2	3106
12	OSMANABAD	25678	17230	17231	1	8447
13	AKOLA	34781	19622	19622	0	15159
14	AURANGABAD	36954	25490	25490	0	11464
15	BEED	33057	26163	26163	0	6894
16	BULDHANA	28967	20422	20422	0	8545
17	DHULE	31351	18426	18426	0	12925
18	GONDIA	18306	13864	13864	0	4442
19	HINGOLI	38798	20592	20592	0	18206
20	JALNA	35214	19447	19447	0	15767
21	KOLHAPUR	16545	12902	12902	0	3643
22	LATUR	35680	26708	26708	0	8972
23	NANDED	34410	22338	22338	0	12072
24	PALGHAR	16073	11748	11748	0	4325
25	PUNE	17741	13139	13139	0	4602
26	RATNAGIRI	7531	6690	6690	0	841
27	SANGLI	9832	8604	8604	0	1228
28	SATARA	11532	10647	10647	0	885
29	SINDHUDURG	2268	2109	2109	0	159
30	SOLAPUR	23568	18485	18485	0	5083
31	WARDHA	14707	11273	11273	0	3434
32	WASHIM	15828	10819	10819	0	5009
33	YAVATMAL	40759	29992	29992	0	10767
34	JALGAON	34417	25759	25757	-2	8660
<b>Total</b>		<b>917213</b>	<b>600968</b>	<b>601437</b>	<b>471</b>	<b>315776</b>

Remaining Sanction RANK

SINDHUDURG	159
RATNAGIRI	841
SATARA	885
SANGLI	1228
RAIGAD	2515
THANE	3106
WARDHA	3434
KOLHAPUR	3643
PALGHAR	4325
GADCHIROLI	4407
GONDIA	4442
PUNE	4602
WASHIM	5009
SOLAPUR	5083
BHANDARA	5365
AHMEDNAGAR	5435
BEED	6894
OSMANABAD	8447
BULDHANA	8545
JALGAON	8660
LATUR	8972
PARBHANI	9785
YAVATMAL	10767
AURANGABAD	11464
NANDED	12072
DHULE	12925
AMRAVATI	14169
AKOLA	15159
NAGPUR	15482
JALNA	15767
HINGOLI	18206
CHANDRAPUR	21013
NASHIK	26357
NANDURBAR	36613

राज्यपुरस्कृत आवास योजना ग्रामीण - प्रलंबीत मंजूरी

Sr. No.	Division	रमाई आवास योजना	शबरी आवास योजना	आदीम आवास योजना	पारधी आवास योजना	य.च.मु.व योजना	धनगर आवास योजना	एकूण
1	KONKAN DIV.	1804	9089	25	4	22	2	10946
2	PUNE DIV.	11568	3631	4	55	20	163	15441
3	AMRAVATI DIV.	32096	21042	217	9	251	34	53649
4	NAGPUR DIV.	26036	25052	271	3	2754	27	54143
5	NASHIK DIV.	21467	68412	61	20	0	30	89990
6	AURANGABAD DIV.	60432	29747	238	26	313	851	91607
	<b>Total</b>	<b>153403</b>	<b>156973</b>	<b>816</b>	<b>117</b>	<b>3360</b>	<b>1107</b>	<b>315776</b>

Sr. No.	District	रमाई आवास योजना	शबरी आवास योजना	आदीम आवास योजना	पारधी आवास योजना	य.च.मु.व योजना	धनगर आवास योजना	एकूण
1	SINDHUDURG	128	14	16	1	0	0	159
2	RATNAGIRI	734	84	0	1	22	0	841
3	SATARA	875	10	0	0	0	0	885
4	SANGLI	1186	30	0	12	0	0	1228
5	RAIGAD	522	1989	0	2	0	2	2515
6	THANE	321	2779	6	0	0	0	3106
7	WARDHA	1066	2220	148	0	0	0	3434
8	KOLHAPUR	3445	35	0	0	0	163	3643
9	PALGHAR	99	4223	3	0	0	0	4325
10	GADCHIROLI	1079	3302	26	0	0	0	4407
11	GONDIA	2839	1588	0	0	0	15	4442
12	PUNE	1249	3315	4	14	20	0	4602
13	WASHIM	3625	1384	0	0	0	0	5009
14	SOLAPUR	4813	241	0	29	0	0	5083
15	BHANDARA	3871	1446	0	0	36	12	5365
16	AHMEDNAGAR	2662	2773	0	0	0	0	5435
17	BEED	5588	1300	0	6	0	0	6894
18	OSMANABAD	8043	265	0	0	139	0	8447
19	BULDHANA	5765	2746	0	0	0	34	8545
20	JALGAON	3582	5044	0	4	0	30	8660
21	LATUR	7202	933	0	4	0	833	8972
22	PARBHANI	6798	2823	0	0	164	0	9785
23	YAVATMAL	5767	4697	217	1	85	0	10767
24	AURANGABAD	7193	4265	0	6	0	0	11464
25	NANDED	5205	6621	238	8	0	0	12072
26	DHULE	3860	9065	0	0	0	0	12925
27	AMRAVATI	5255	8741	0	7	166	0	14169
28	AKOLA	11684	3474	0	1	0	0	15159
29	NAGPUR	10091	5387	0	0	4	0	15482
30	JALNA	13308	2429	0	2	10	18	15767
31	HINGOLI	7095	11111	0	0	0	0	18206
32	CHANDRAPUR	7090	11109	97	3	2714	0	21013
33	NASHIK	10416	15874	61	6	0	0	26357
34	NANDURBAR	947	35656	0	10	0	0	36613
	<b>Total</b>	<b>153403</b>	<b>156973</b>	<b>816</b>	<b>117</b>	<b>3360</b>	<b>1107</b>	<b>315776</b>



राज्यपुरस्कृत आवास योजना ग्रामीण - पूर्ण घरकूले

Sr. No.	Division	Sanction	03.08.2023	04.08.2023	Daily Achivement	Remaining	Avg. Completed From 20.11.22 to Today	Per Day	To be Completed in Per Day till 15.08.23
1	AURANGABAD DIV.	175934	113781	113784	3	62150	92		5650
2	AMRAVATI DIV.	102928	71455	71458	3	31470	59		2861
3	KONKAN DIV.	34069	25768	25770	2	8299	17		754
4	PUNE DIV.	63777	53538	53540	2	10237	21		931
5	NASHIK DIV.	117066	92366	92367	1	24699	56		2245
6	NAGPUR DIV.	107663	74105	74106	1	33557	45		3051
	<b>Total</b>	<b>601437</b>	<b>431013</b>	<b>431025</b>	<b>12</b>	<b>170412</b>	<b>291</b>		<b>15492</b>

Sr. No.	District	Sanction	04-03-1947	05-03-1947	Daily Achivement	Remaining	Avg. Completed From 20.11.22 to Today	Per Day	To be Completed in Per Day till 15.08.23
1	NANDED	22338	12902	12904	2	9434	9		858
2	PUNE	13139	10368	10370	2	2769	5		252
3	RAIGAD	8054	5125	5127	2	2927	4		266
4	AHMEDNAGAR	34503	29920	29921	1	4582	21		417
5	AMRAVATI	22073	15376	15377	1	6696	11		609
6	BULDHANA	20422	14830	14831	1	5591	15		508
7	HINGOLI	20592	10687	10688	1	9904	9		900
8	NAGPUR	15809	9502	9503	1	6306	4		573
9	YAVATMAL	29992	19785	19786	1	10206	16		928
10	AKOLA	19622	13416	13416	0	6206	10		564
11	AURANGABAD	25490	16512	16512	0	8978	11		816
12	BEED	26163	15863	15863	0	10300	14		936
13	BHANDARA	16429	12659	12659	0	3770	3		343
14	CHANDRAPUR	34086	19886	19886	0	14200	13		1291
15	DHULE	18426	13624	13624	0	4802	8		437
16	GADCHIROLI	16202	11735	11735	0	4467	9		406
17	GONDIA	13864	10870	10870	0	2994	9		272
18	JALGAON	25757	18488	18488	0	7269	11		661
19	JALNA	19447	12558	12558	0	6889	21		626
20	KOLHAPUR	12902	10941	10941	0	1961	3		178
21	LATUR	26708	20012	20012	0	6696	15		609
22	NANDURBAR	14807	10999	10999	0	3808	6		346
23	NASHIK	23573	19335	19335	0	4238	10		385
24	OSMANABAD	17231	11133	11133	0	6098	8		554
25	PALGHAR	11748	8245	8245	0	3503	7		318
26	PARBHANI	17965	14114	14114	0	3851	6		350
27	RATNAGIRI	6690	6252	6252	0	438	3		40
28	SANGLI	8604	7149	7149	0	1455	3		132
29	SATARA	10647	9767	9767	0	880	4		80
30	SINDHUDURG	2109	2017	2017	0	92	1		8
31	SOLAPUR	18485	15313	15313	0	3172	6		288
32	THANE	5468	4129	4129	0	1339	3		122
33	WARDHA	11273	9453	9453	0	1820	7		165
34	WASHIM	10819	8048	8048	0	2771	8		252
	<b>Total</b>	<b>601437</b>	<b>431013</b>	<b>431025</b>	<b>12</b>	<b>170412</b>	<b>291</b>		<b>15492</b>

राज्य योजना अपूर्ण घरकुले

Sr. No.	Division	रमाई आवास योजना	शबरी आवास योजना	आदीम आवास योजना	पारधी आवास योजना	य.च.मु.व योजना	धनगर आवास योजना	एकूण
1	KONKAN DIV.	1074	6607	600	0	8	10	8299
2	PUNE DIV.	8743	963	56	58	55	362	10237
3	NASHIK DIV.	12322	12043	25	127	20	162	24699
4	AMRAVATI DIV.	17901	10048	2258	212	996	55	31470
5	NAGPUR DIV.	10990	18394	657	22	3484	10	33557
6	AURANGABAD DIV.	54736	6925	48	64	290	87	62150
	<b>Total</b>	<b>105766</b>	<b>54980</b>	<b>3644</b>	<b>483</b>	<b>4853</b>	<b>686</b>	<b>170412</b>

Sr. No.	District	रमाई आवास योजना	शबरी आवास योजना	आदीम आवास योजना	पारधी आवास योजना	य.च.मु.व योजना	धनगर आवास योजना	Completion%
1	SINDHUDURG	91	1	0	0	0	0	95.6%
2	RATNAGIRI	405	21	4	0	8	0	93.5%
3	SATARA	814	32	0	0	34	0	91.7%
4	AHMEDNAGAR	2656	1890	0	16	20	0	86.7%
5	KOLHAPUR	1567	12	0	0	20	362	84.8%
6	WARDHA	1032	665	122	1	0	0	83.9%
7	SANGLI	1444	7	0	4	0	0	83.1%
8	SOLAPUR	3081	82	0	8	1	0	82.8%
9	NASHIK	2670	1513	25	30	0	0	82.0%
10	PUNE	1837	830	56	46	0	0	78.9%
11	PARBHANI	3355	410	0	0	86	0	78.6%
12	GONDIA	1477	1517	0	0	0	0	78.4%
13	BHANDARA	1608	1342	0	0	810	10	77.1%
14	THANE	263	818	258	0	0	0	75.5%
15	LATUR	6555	141	0	0	0	0	74.9%
16	WASHIM	1915	851	0	2	0	3	74.4%
17	NANDURBAR	1029	2779	0	0	0	0	74.3%
18	DHULE	2468	2320	0	14	0	0	73.9%
19	BULDHANA	5033	489	0	17	0	52	72.6%
20	GADCHIROLI	1411	2765	291	0	0	0	72.4%
21	JALGAON	3499	3541	0	67	0	162	71.8%
22	PALGHAR	66	3295	142	0	0	0	70.2%
23	AMRAVATI	3643	2869	0	28	156	0	69.7%
24	AKOLA	4864	1307	0	35	0	0	68.4%
25	YAVATMAL	2446	4532	2258	130	840	0	66.0%
26	AURANGABAD	7588	1383	0	7	0	0	64.8%
27	OSMANABAD	5819	82	0	41	156	0	64.6%
28	JALNA	6665	81	0	8	48	87	64.6%
29	RAIGAD	249	2472	196	0	0	10	63.7%
30	BEED	9798	494	0	8	0	0	60.6%
31	NAGPUR	890	5401	0	6	9	0	60.1%
32	CHANDRAPUR	4572	6704	244	15	2665	0	58.3%
33	NANDED	8936	450	48	0	0	0	57.8%
34	HINGOLI	6020	3884	0	0	0	0	51.9%
	<b>Total</b>	<b>105766</b>	<b>54980</b>	<b>3644</b>	<b>483</b>	<b>4853</b>	<b>686</b>	<b>71.7%</b>

प्रधानमंत्री आवास योजना ग्रामीण - हप्ते वितरण

Sr. No.	Division	1st Installment (Daily Achivement)	1st Installment Remaining	2nd Installment (Daily Achivement)	2nd Installment Remaining	3rd Installment (Daily Achivement)	3rd Installment Remaining
1	AURANGABAD DIV.	172	14332	302	44417	378	22742
2	AMRAVATI DIV.	118	22544	233	25955	299	13133
3	NASHIK DIV.	48	6314	135	34105	256	19801
4	NAGPUR DIV.	55	5400	59	17524	123	8860
5	PUNE DIV.	37	5277	80	14169	118	5947
6	KONKAN DIV.	2	150	15	2741	41	2041
<b>Total</b>		<b>432</b>	<b>54017</b>	<b>824</b>	<b>138911</b>	<b>1215</b>	<b>72524</b>

PMAY-G 1st Ins Pending

SINDHUDURG	0
RAIGAD	11
THANE	35
RATNAGIRI	39
PALGHAR	65
GADCHIROLI	216
KOLHAPUR	219
SATARA	228
SANGLI	253
DHULE	271
NASHIK	473
PARBHANI	580
PUNE	710
WARDHA	747
NANDURBAR	817
GONDIA	848
CHANDRAPUR	966
NAGPUR	1232
BHANDARA	1391
JALNA	1644
BEED	1717
HINGOLI	1755
LATUR	1941
NANDED	2170
JALGAON	2206
WASHIM	2211
AURANGABAD	2226
YAVATMAL	2228
OSMANABAD	2299
AHMEDNAGAR	2547
AKOLA	2902
SOLAPUR	3867
BULDHANA	7294
AMRAVATI	7909

PMAY-G 2nd Ins Pending

SINDHUDURG	156
RATNAGIRI	290
RAIGAD	449
THANE	452
SATARA	746
WARDHA	1150
PALGHAR	1394
GADCHIROLI	2101
KOLHAPUR	2107
PUNE	2192
OSMANABAD	2205
WASHIM	2627
HINGOLI	2648
NAGPUR	2733
GONDIA	3143
SANGLI	3206
AHMEDNAGAR	3254
LATUR	3316
JALNA	3427
CHANDRAPUR	3624
AKOLA	4180
PARBHANI	4475
BULDHANA	4697
AURANGABAD	4751
BHANDARA	4773
NASHIK	5187
SOLAPUR	5918
DHULE	6153
YAVATMAL	6885
BEED	7472
AMRAVATI	7566
NANDURBAR	7781
JALGAON	11730
NANDED	16123

PMAY-G 3rd Ins Pending

SINDHUDURG	117
RATNAGIRI	248
THANE	311
RAIGAD	331
SATARA	610
WARDHA	633
KOLHAPUR	833
PUNE	919
PALGHAR	1034
NAGPUR	1099
SANGLI	1286
HINGOLI	1362
BHANDARA	1642
LATUR	1652
CHANDRAPUR	1730
GADCHIROLI	1766
WASHIM	1803
AKOLA	1867
GONDIA	1990
AHMEDNAGAR	2157
AURANGABAD	2187
SOLAPUR	2299
PARBHANI	2485
AMRAVATI	2689
OSMANABAD	2692
JALNA	2754
BULDHANA	2871
NASHIK	3089
DHULE	3402
BEED	3759
JALGAON	3761
YAVATMAL	3903
NANDED	5851
NANDURBAR	7392

प्रधानमंत्री आवास योजना ग्रामीण - हप्ते वितरण

Sr. No.	District	1st Installment (Daily Achievement)	1st Installment Remaining	2nd Installment (Daily Achievement)	2nd Installment Remaining	3rd Installment (Daily Achievement)	3rd Installment Remaining
1	NANDED	26	2170	104	16123	126	5851
2	BULDHANA	34	7294	71	4697	84	2871
3	OSMANABAD	85	2299	39	2205	45	2692
4	AKOLA	34	2902	57	4180	68	1867
5	JALGAON	16	2206	46	11730	71	3761
6	WASHIM	5	2211	54	2627	59	1803
7	BEED	12	1717	58	7472	44	3759
8	NANDURBAR	17	817	26	7781	68	7392
9	SOLAPUR	27	3867	35	5918	49	2299
10	AMRAVATI	37	7909	26	7566	43	2689
11	AHMEDNAGAR	11	2547	26	3254	63	2157
12	AURANGABAD	24	2226	20	4751	49	2187
13	PARBHANI	6	580	24	4475	53	2485
14	YAVATMAL	8	2228	25	6885	45	3903
15	DHULE	0	271	27	6153	43	3402
16	CHANDRAPUR	5	966	20	3624	40	1730
17	GONDIA	5	848	16	3143	43	1990
18	PUNE	6	710	19	2192	30	919
19	LATUR	9	1941	18	3316	24	1652
20	BHANDARA	38	1391	7	4773	4	1642
21	HINGOLI	7	1755	17	2648	23	1362
22	JALNA	3	1644	22	3427	14	2754
23	NAGPUR	3	1232	6	2733	19	1099
24	KOLHAPUR	1	219	14	2107	11	833
25	NASHIK	4	473	10	5187	11	3089
26	RATNAGIRI	0	39	6	290	19	248
27	SATARA	2	228	7	746	15	610
28	SANGLI	1	253	5	3206	13	1286
29	WARDHA	2	747	3	1150	11	633
30	GADCHIROLI	2	216	7	2101	6	1766
31	PALGHAR	2	65	5	1394	7	1034
32	THANE	0	35	2	452	8	311
33	SINDHUDURG	0	0	2	156	5	117
34	RAIGAD	0	11	0	449	2	331
	<b>Total</b>	<b>432</b>	<b>54017</b>	<b>824</b>	<b>138911</b>	<b>1215</b>	<b>72524</b>

राज्यपुरस्कृत आवास योजना ग्रामीण - हप्ते वितरण

Sr. No.	Division	1st Installment (Daily Achivement)	1st Installment Remaining	2nd Installment (Daily Achivement)	2nd Installment Remaining	3rd Installment (Daily Achivement)	3rd Installment Remaining
1	AURANGABAD DIV.	262	12947	197	29606	172	13593
2	AMRAVATI DIV.	446	6702	43	12984	89	5246
3	NAGPUR DIV.	195	9297	76	14980	79	4274
4	NASHIK DIV.	177	4550	85	9636	45	5421
5	PUNE DIV.	10	2015	10	4100	30	1874
6	KONKAN DIV.	5	1768	4	3039	7	1309
<b>Total</b>		<b>1095</b>	<b>37279</b>	<b>415</b>	<b>74345</b>	<b>422</b>	<b>31717</b>

State Schemes 1st Ins Pending

SINDHUDURG	10
RATNAGIRI	42
SATARA	94
SANGLI	165
DHULE	185
PALGHAR	209
WARDHA	225
WASHIM	407
BULDHANA	495
THANE	534
KOLHAPUR	566
PUNE	586
GONDIA	603
SOLAPUR	604
PARBHANI	633
NANDURBAR	740
NASHIK	797
JALNA	904
AKOLA	913
GADCHIROLI	925
RAIGAD	973
BHANDARA	1023
LATUR	1063
AHMEDNAGAR	1181
OSMANABAD	1273
BEED	1446
JALGAON	1647
AURANGABAD	2001
AMRAVATI	2321
YAVATMAL	2566
CHANDRAPUR	2732
NANDED	2775
HINGOLI	2852
NAGPUR	3789

State Schemes 2nd Ins Pending

SINDHUDURG	50
RATNAGIRI	115
THANE	265
SATARA	280
SANGLI	690
NANDURBAR	740
PUNE	830
WARDHA	880
KOLHAPUR	934
RAIGAD	1013
BHANDARA	1277
SOLAPUR	1366
GONDIA	1369
NASHIK	1387
GADCHIROLI	1428
WASHIM	1455
PALGHAR	1596
NAGPUR	1754
BULDHANA	1788
DHULE	1950
AHMEDNAGAR	2077
PARBHANI	2231
AMRAVATI	2308
JALNA	2533
LATUR	2999
AKOLA	3136
OSMANABAD	3380
JALGAON	3482
AURANGABAD	3831
YAVATMAL	4297
BEED	4456
NANDED	5066
HINGOLI	5110
CHANDRAPUR	8272

State Schemes 3rd Ins Pending

SINDHUDURG	24
RATNAGIRI	92
THANE	162
SATARA	207
KOLHAPUR	275
WARDHA	298
SANGLI	308
NAGPUR	358
BHANDARA	362
RAIGAD	443
PUNE	488
GONDIA	550
PALGHAR	588
SOLAPUR	596
WASHIM	708
AMRAVATI	809
NASHIK	835
NANDURBAR	862
AKOLA	983
GADCHIROLI	1025
PARBHANI	1035
BULDHANA	1103
AHMEDNAGAR	1175
JALGAON	1262
OSMANABAD	1284
DHULE	1287
HINGOLI	1416
YAVATMAL	1643
NANDED	1654
LATUR	1663
AURANGABAD	1675
CHANDRAPUR	1681
JALNA	1916
BEED	2950

राज्यपुरस्कृत आवास योजना ग्रामीण -हप्ते वितरण

Sr. No.	District	1st Installment (Daily Achivement)	1st Installment Remaining	2nd Installment (Daily Achivement)	2nd Installment Remaining	3rd Installment (Daily Achivement)	3rd Installment Remaining
1	AURANGABAD	123	2001	68	3831	60	1675
2	JALGAON	173	1647	49	3482	16	1262
3	AMRAVATI	151	2321	6	2308	27	809
4	YAVATMAL	142	2566	12	4297	30	1643
5	CHANDRAPUR	92	2732	36	8272	28	1681
6	AKOLA	111	913	11	3136	14	983
7	BEED	14	1446	59	4456	46	2950
8	NANDED	75	2775	21	5066	8	1654
9	NAGPUR	63	3789	15	1754	8	358
10	HINGOLI	38	2852	6	5110	17	1416
11	BULDHANA	29	495	14	1788	17	1103
12	DHULE	4	185	32	1950	22	1287
13	GADCHIROLI	21	925	8	1428	25	1025
14	GONDIA	16	603	16	1369	13	550
15	JALNA	3	904	18	2533	20	1916
16	SOLAPUR	8	604	9	1366	22	596
17	PARBHANI	4	633	11	2231	10	1035
18	OSMANABAD	0	1273	13	3380	8	1284
19	WASHIM	13	407	0	1455	1	708
20	RAIGAD	5	973	3	1013	3	443
21	LATUR	5	1063	1	2999	3	1663
22	NANDURBAR	0	740	4	740	3	862
23	SANGLI	1	165	1	690	4	308
24	WARDHA	0	225	1	880	5	298
25	AHMEDNAGAR	0	1181	0	2077	4	1175
26	PUNE	1	586	0	830	3	488
27	BHANDARA	3	1023	0	1277	0	362
28	PALGHAR	0	209	0	1596	2	588
29	RATNAGIRI	0	42	1	115	1	92
30	SATARA	0	94	0	280	1	207
31	THANE	0	534	0	265	1	162
32	KOLHAPUR	0	566	0	934	0	275
33	NASHIK	0	797	0	1387	0	835
34	SINDHUDURG	0	10	0	50	0	24
	<b>Total</b>	<b>1095</b>	<b>37279</b>	<b>415</b>	<b>74345</b>	<b>422</b>	<b>31717</b>

## प्रधानमंत्री आवास योजना ग्रामीण - Delayed Houses

■ पहिला हप्ता मिळाल्यानंतर १२ महिने उलटूनही अपूर्ण घरकुले
 ■ पहिला हप्ता मिळाल्यानंतर १८ महिने उलटूनही अपूर्ण घरकुले
 ■ पहिला हप्ता मिळाल्यानंतर १० दिवसानंतरही दुसरा हप्ता न मिळालेली घरकुले
 ■ दुसरा हप्ता मिळाल्यानंतर १० दिवसानंतरही तिसरा हप्ता न मिळालेली घरकुले
 ■ तिसरा हप्ता मिळाल्यानंतर १० दिवसानंतरही अपूर्ण घरांची संख्या

जिल्हा	पहिला हप्ता मिळाल्यानंतर १२ महिने उलटूनही अपूर्ण घरकुले	पहिला हप्ता मिळाल्यानंतर १८ महिने उलटूनही अपूर्ण घरकुले	पहिला हप्ता मिळाल्यानंतर १० दिवसानंतरही दुसरा हप्ता न मिळालेली घरकुले	दुसरा हप्ता मिळाल्यानंतर १० दिवसानंतरही तिसरा हप्ता न मिळालेली घरकुले	तिसरा हप्ता मिळाल्यानंतर १० दिवसानंतरही अपूर्ण घरांची संख्या
AHMEDNAGAR	2684	1555	3095	1747	33
AKOLA	4123	3170	3566	979	588
AMRAVATI	7424	4985	6795	1591	1021
AURANGABAD	3589	2119	4449	1328	614
BEED	4842	1792	6334	2208	589
BHANDARA	8158	4628	4119	1002	2801
BULDHANA	3727	1909	4084	1352	781
CHANDRAPUR	3650	1813	3056	921	631
DHULE	8924	3930	5762	2590	1876
GADCHIROLI	4239	2233	2007	1322	1185
GONDIA	1851	1509	2865	1334	173
HINGOLI	1937	642	2440	813	159
JALGAON	9775	6325	10688	2508	607
JALNA	2664	1029	3171	1721	460
KOLHAPUR	2025	650	1915	554	136
LATUR	1311	653	3158	852	81
NAGPUR	3228	2188	2489	860	618
NANDED	11986	8353	15367	3249	392
NANDURBAR	15421	9862	7509	5482	5818
NASHIK	7550	3376	4820	2387	1603
OSMANABAD	1975	564	1556	2467	14
PALGHAR	1740	567	1298	737	1051
PARBHANI	1257	669	4135	1317	125
PUNE	2627	1644	1916	679	597
RAIGAD	693	325	434	272	157
RATNAGIRI	346	29	259	184	120
SANGLI	3283	2103	2946	814	293
SATARA	743	278	651	406	240
SINDHUDURG	156	57	145	104	34
SOLAPUR	5577	4322	5210	1492	688
THANE	748	172	442	231	273
WARDHA	1210	687	949	500	229
WASHIM	1469	768	2218	1102	51
YAVATMAL	7689	3988	6427	2358	1891